

One Technique of  
Restoring the  
Model A Ford  
Steering Wheel

GWC Model A  
Club

By  
Tom Quigley

April 2018



In the beginning.....

Model Ts steering wheels were initially wood and gradually increased in size (14-16")

Later models were a soy bean concoction

In 1929 the wheel was built on a core of steel

In 1930 the style changed again for good

See sample cross section of the T wheel



# Examples of Steering Wheels

- I will pass around several steering wheels, they are shoe-tag numbered
- Inspect and determine condition
  - Can it be repaired?
  - What is the major problem with each?



1928-9 Splined, used with 7 tooth steering box



1930-31 Keyed used with 3 tooth steering box

# Model A Ford Wheels

---

# Judging standard says.....

- All years:
  - 4 grooves on the face of the rim
- 1928-1929:
  - '28 phenolic resin or "Fordite" dark reddish brown color (used until Feb 1929)
  - Steel hub unfinished or painted black or similar to wheel
  - January '29 new steering wheel introduced
- 1930-31:
  - Black resin coated soybean composition or solid black resin with a satin finish
  - Non soybean wheels have raised mold number(s) and a different finger grip design (defined bumps vs. varied contour grip)



Sometimes  
they are  
damaged!

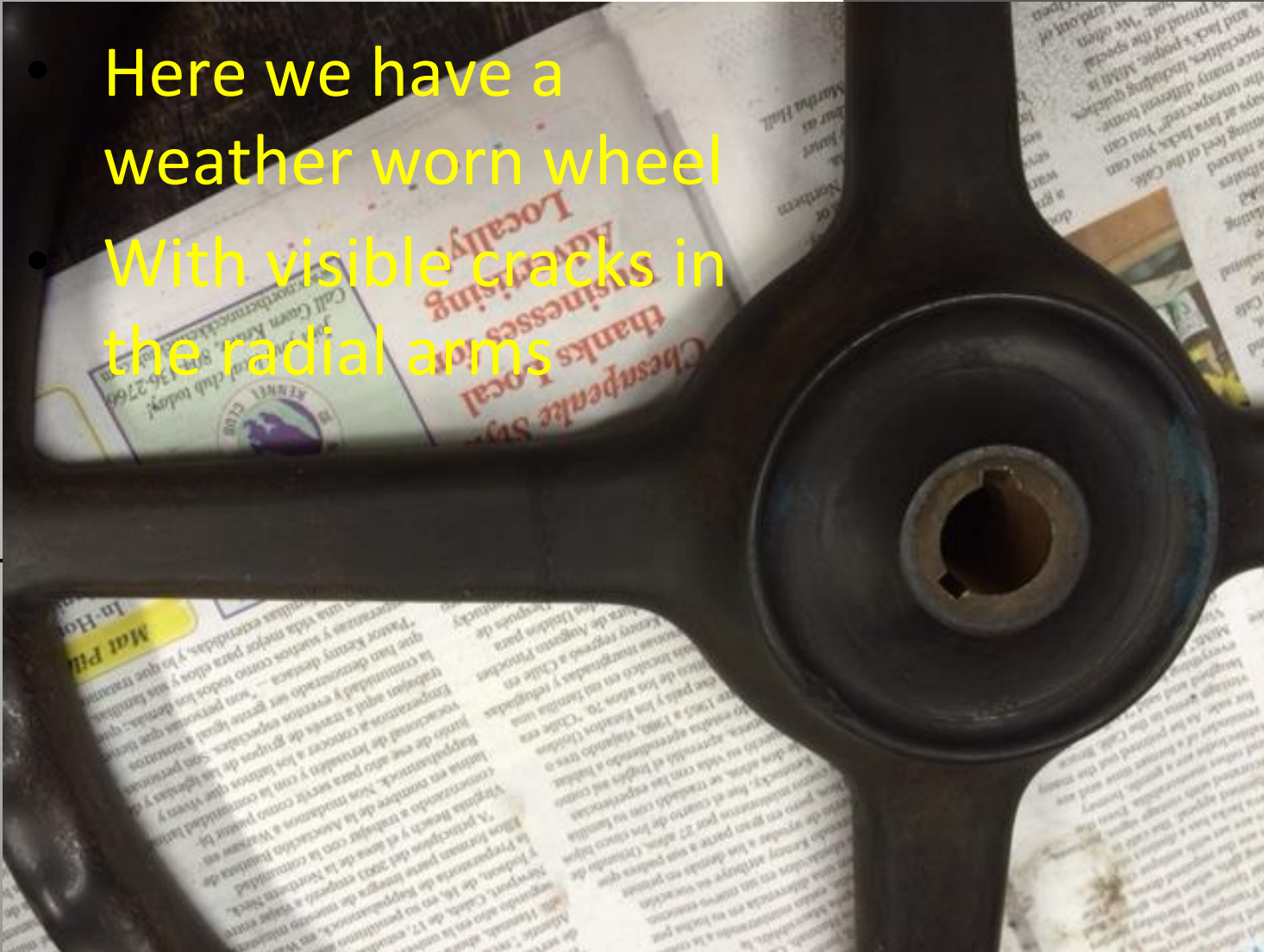


Most of the time they are just weathered and worn out.

We shall talk about the latter.....

Onward to repair.....

- Here we have a weather worn wheel
- With visible cracks in the radial arms






# Close up



# Highlighted crack



# Use a Dremel to excavate

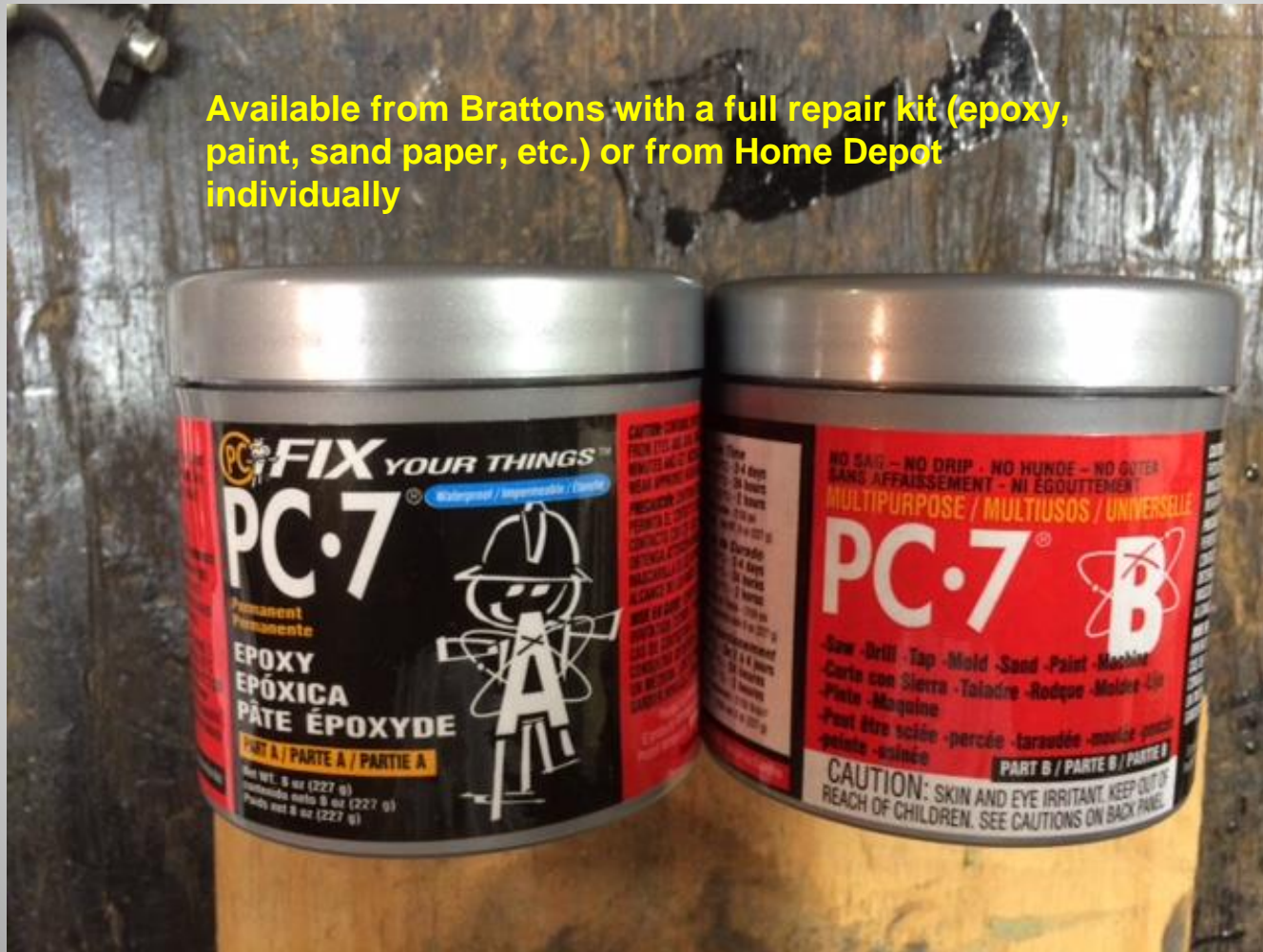


Should look something like this



# PC-7 2-part epoxy

Available from Brattons with a full repair kit (epoxy, paint, sand paper, etc.) or from Home Depot individually



# Epoxy applied

The epoxy is very hard when cured so don't use too much.

Use tape to press epoxy in



# Tape removed



blond or in adve  
people who got better  
nber all those pages of  
arnings and possible  
important to find  
y who got better were  
y have the same  
health problems? Are  
x and race as you?  
difference in how  
espond to treatment.  
ment suggest  
medications or  
ther medication  
is will require  
your primary care  
ORE making changes.  
nent eliminate  
nutrients or affect  
balanced diet?  
balanced diet is  
our overall health.  
 dangers

the  
Ma  
treatme  
learning  
health care  
You might use  
website for info  
Lab: <http://www.quackwatch.com>; Quackwatch on this topic  
Healthy Life  
call Bay Ag  
Jean M. Du  
President,

has about  
The  
into waterways during per  
low rain. The more acreag  
preserved in wetlands, th  
floodwater can be abso  
coastal Virginia, like  
coastal areas, many



Ch

# Remove excess to grade





# Nearly finished

- Use fine sandpaper (360) to finish
- Lightly sand entire wheel
- Use solvent to remove any oils or debris
- Coat with black bumper spray paint
- (Note the voids in the soybean wheel)





Flexible, won't chip  
Rapid cure

# Now to a newer model

- Based on modest experience
- Flushed with moderate success
- I offered to restore Stan's 1938 Ford steering wheel
- I did not tell him what I was going to do
- But my technique eventually worked



# Remove loose pieces



Use removed material where possible to fill large voids

- Gouge out cracks with a drill or file



# Preparing to apply epoxy



# Masking tape eases finishing












When sanding, take care not to remove the stylized features and contours of the wheel



SPOT  
PUTTY

360 wet-  
dry sand  
paper

# Finished project







TRY IT!!!!!!!!!!